

Re-Costing Cairo: **Revised Estimate of the Resource Requirements to Achieve the ICPD Goals**

Suzanna Dennis
March 25, 2009

Internal Meeting

PAI's Leadership Tracking Funding

- Update: Trends in International Assistance for Reproductive Health and Population in 2004
 - (Leahy 2007)
- Progress and Promises: Trends in International Assistance for Reproductive Health and Population
 - (Ethelston, Bechtel, Chaya, Kantner and Gibb Vogel 2004)
- Paying Their Fair Share? Donor Countries and International Population Assistance
 - (Conly and de Silva 1998)
- Financing the Future: Meeting the Demand for Family Planning
 - (1994)

1994 International Conference on Population and Development (ICPD)

Costed Package:

- Family planning services
- Basic reproductive health services
- STI/HIV/AIDS prevention and treatment
- Basic research, data and population and development policy analysis

1994 ICPD Estimates

Millions of US\$, Adjusted for Inflation			
	2005	2010	2015
Family planning	16,675	18,270	20,010
Reproductive health	7,830	8,265	8,845
STI/HIV/AIDS	2,030	2,175	2,175
Research & analysis	290	1,015	435
Total:	26,825	29,725	31,465

Source: UNFPA 2004

ICPD: Global Burden-Sharing

- 2/3 Domestic Resources
 - Governments
 - Consumer Spending
 - NGOs
- 1/3 Donors

Need for Updated Estimates

- ❖ Almost 15 years old
- ❖ Better understanding of the accepted package of reproductive health services, country-level costs and current needs
- ❖ Escalating need
- ❖ Rising drug and supply costs
- ❖ HIV/AIDS pandemic

	Revised ICPD Cost Estimates, 2009-2015 (Millions of US\$)						
	2009	2010	2011	2012	2013	2014	2015
Sexual/ reproductive health/family planning	\$23,455	\$27,437	\$30,713	\$32,007	\$32,714	\$33,284	\$33,030
<i>Family planning direct costs</i>	<i>\$2,342</i>	<i>\$2,615</i>	<i>\$2,906</i>	<i>\$3,209</i>	<i>\$3,529</i>	<i>\$3,866</i>	<i>\$4,097</i>
<i>Maternal health direct costs</i>	<i>\$6,114</i>	<i>\$7,868</i>	<i>\$9,488</i>	<i>\$11,376</i>	<i>\$13,462</i>	<i>\$15,746</i>	<i>\$18,002</i>
<i>Programmes and systems- related costs</i>	<i>\$14,999</i>	<i>\$16,954</i>	<i>\$18,319</i>	<i>\$17,422</i>	<i>\$15,723</i>	<i>\$13,672</i>	<i>\$10,931</i>
HIV/AIDS	\$23,975	\$32,450	\$33,107	\$33,951	\$34,734	\$35,444	\$36,189
Basic research/ data/policy analysis	\$1,551	\$4,837	\$3,943	\$2,239	\$1,181	\$864	\$591
Total	\$48,981	\$64,724	\$67,763	\$68,197	\$68,629	\$69,592	\$69,810
Total without systems costs	\$33,982	\$47,770	\$49,444	\$50,775	\$52,906	\$55,920	\$58,879

Source: United Nations 2009

Domestic Resource Mobilization

- ❑ 2/3 share of revised estimate \$22,654 in 2009; \$39,252 in 2015 (excluding programs and systems costs)
- ❑ Performance unclear; based on projections

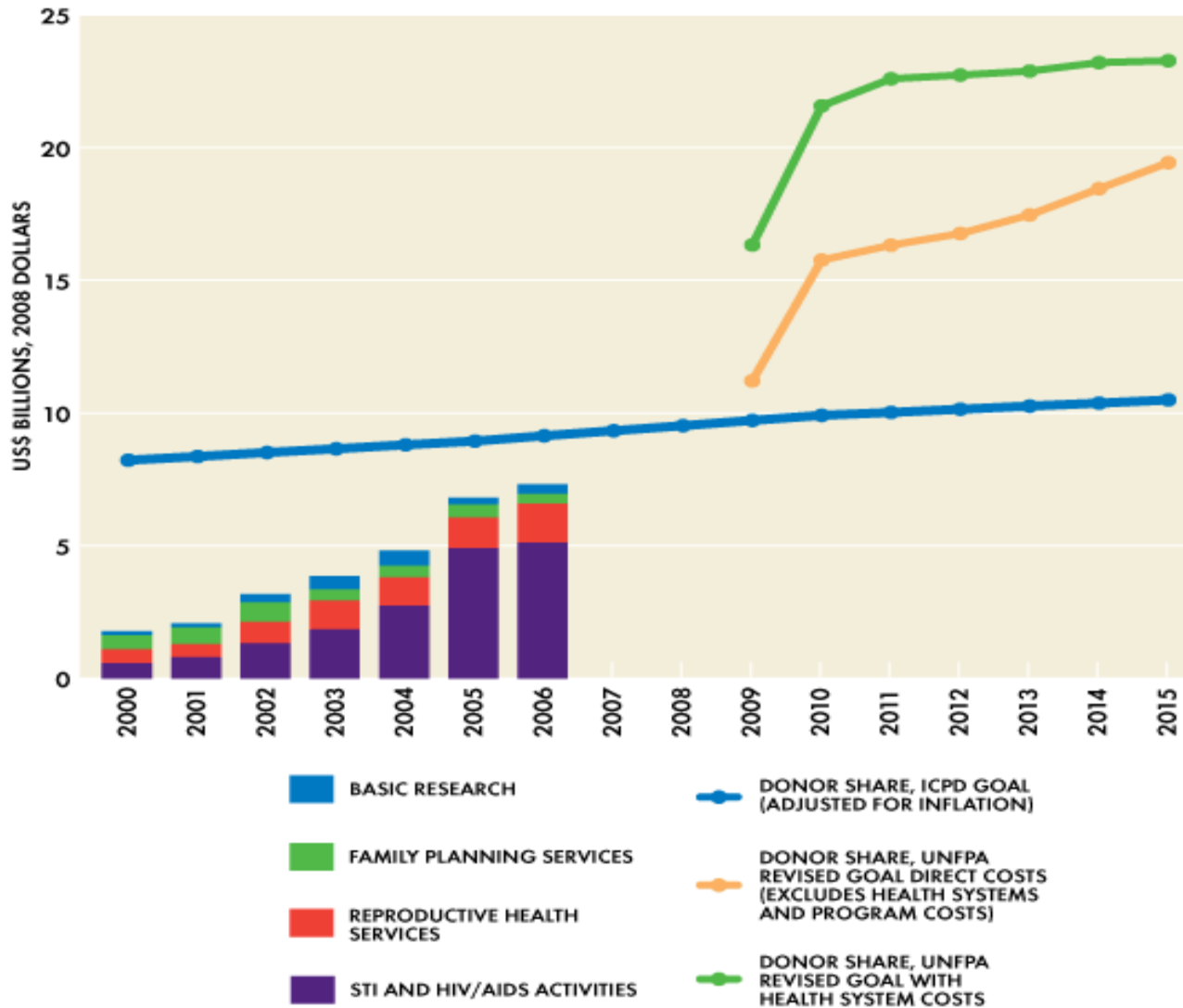
2009 Projection of Global Domestic Expenditure for Population Activities, by Source of Funds (US\$)

Government	NGO	Consumers	Total	% for HIV/AIDS
7,851,362	499,814	12,100,544	20,451,720	40%

Source: Beekink and Ernten in United Nations 2009

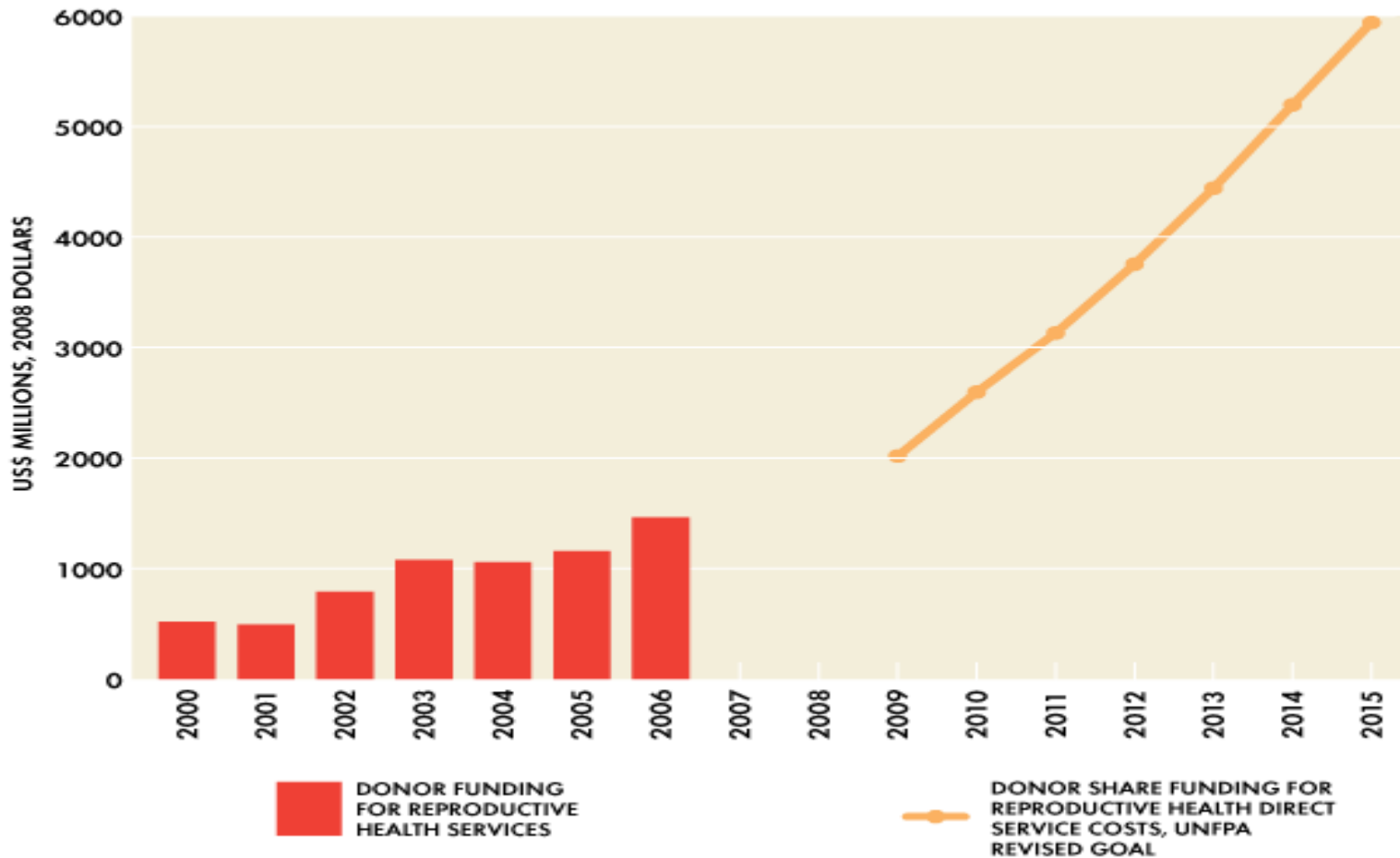
Donor Spending

CHART 1.
COMPARISON DONOR SHARE WITH DONOR EXPENDITURES FOR POPULATION ASSISTANCE



Donor Spending: Reproductive Health

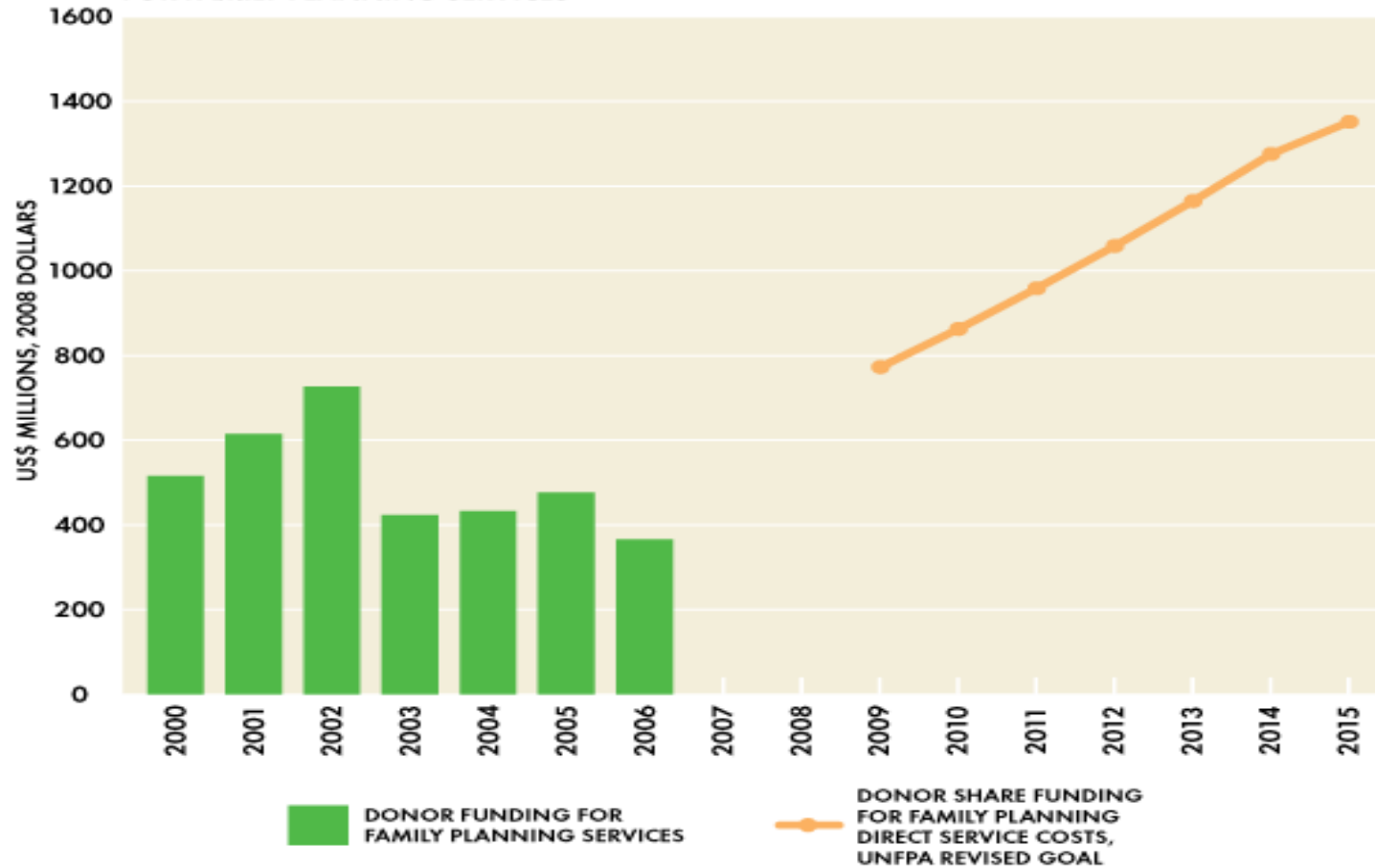
CHART 2.
DONOR SHARE OF FUNDING COMPARED TO ACTUAL EXPENDITURES
FOR REPRODUCTIVE HEALTH SERVICES



Population Action
INTERNATIONAL

Donor Spending: Family Planning

CHART 3.
DONOR SHARE OF FUNDING COMPARED TO ACTUAL EXPENDITURES
FOR FAMILY PLANNING SERVICES



Next Step: Commission on Population and Development (CPD)

- 42nd Session of the CPD March 30th to April 3rd
- Revised estimates in CPD Draft Resolution
- If Resolution adopted, governments will reaffirm commitment to fund population activities
- Accountability

Sources:

Bernstein, S, E Weissman, M Vlassoff, H Friedman and C Juul Hansen. 2007. Resource Requirements for Sexual and Reproductive Health Care in Developing Countries. [unpublished paper]. Presented at UNFPA/HQ Costing Expert Group Meeting, 17 November 2008.

United Nations. 2009. Report of the Secretary-General on the flow of financial resources for assisting in the implementation of the Program of Action of the International Conference on Population and Development. E/CN.9/2009/5. New York: United Nations.

UNFPA/NIDI. 2008. "Table 5a. Final Donor Expenditures for Population Assistance, by Category of Population Activity, 1996 – 2006." Financial Resource Flows for Population Activities in 2006. New York: UNFPA.

UNFPA. 2004. ICPD Program of Action. New York: UNFPA.